A black adjustable desk lamp is positioned on the left side of the frame, casting a warm, yellowish light onto a white surface. The light creates a soft, circular glow. On the white surface, the text 'MaST record Maintenance' is written in a black, sans-serif font. The background is a dark, solid color, possibly a wall or a backdrop.

# MaST record Maintenance

A black and white photograph of a desk lamp with a adjustable arm and a circular shade, casting light on a presentation slide. The slide has a light background with a dark border.

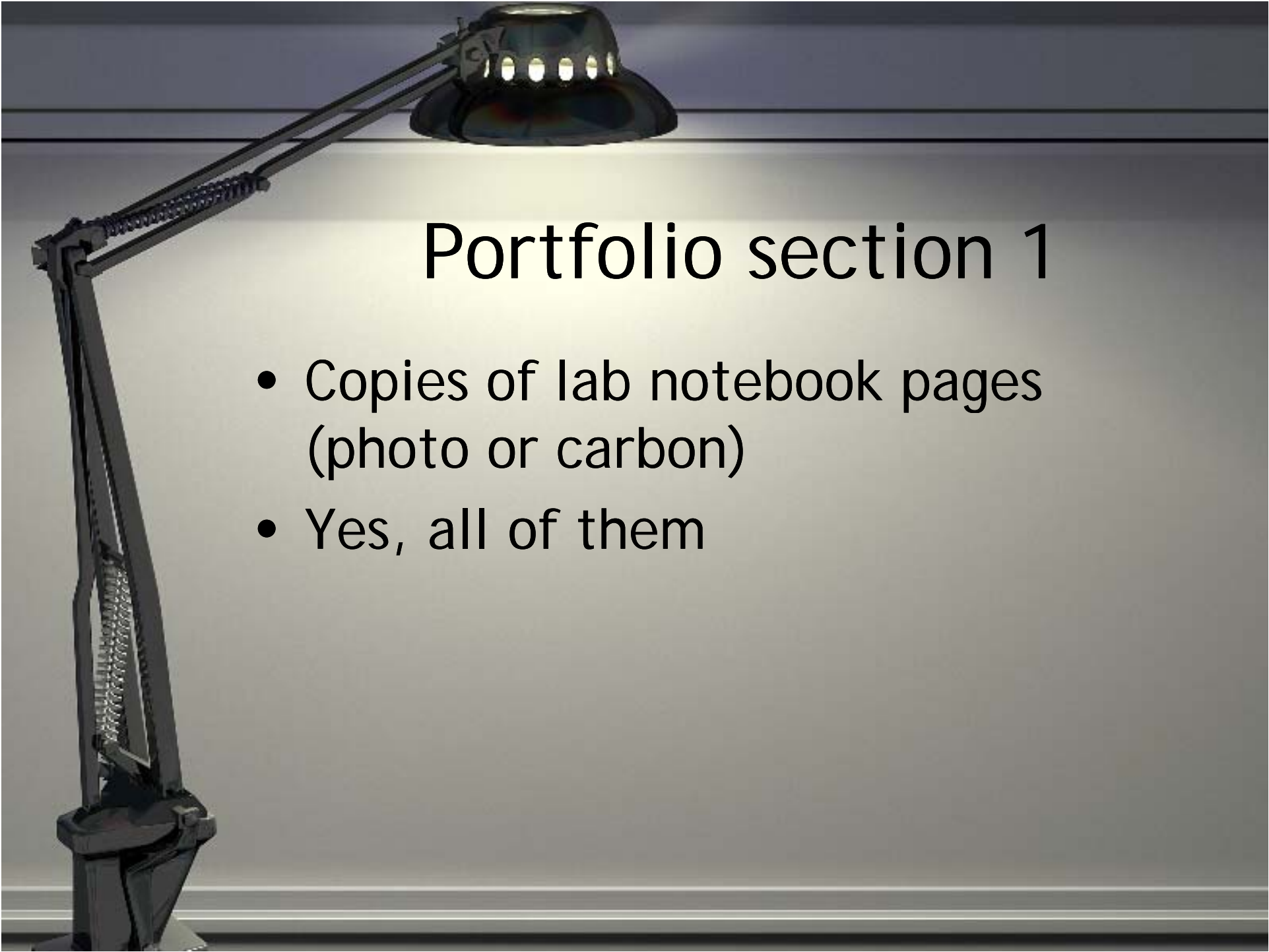
# Two major components

- Portfolio
  - Your activity and artifact record for the high school (to prove that you earned credit, and stays here)
- Lab Notebook
  - Everything you do on your actual research will be written in here (this might have to reside at your lab location)

A black and white photograph of a desk lamp with a adjustable arm and a dome-shaped shade, casting light on a presentation slide. The slide has a light-colored background with a dark border.

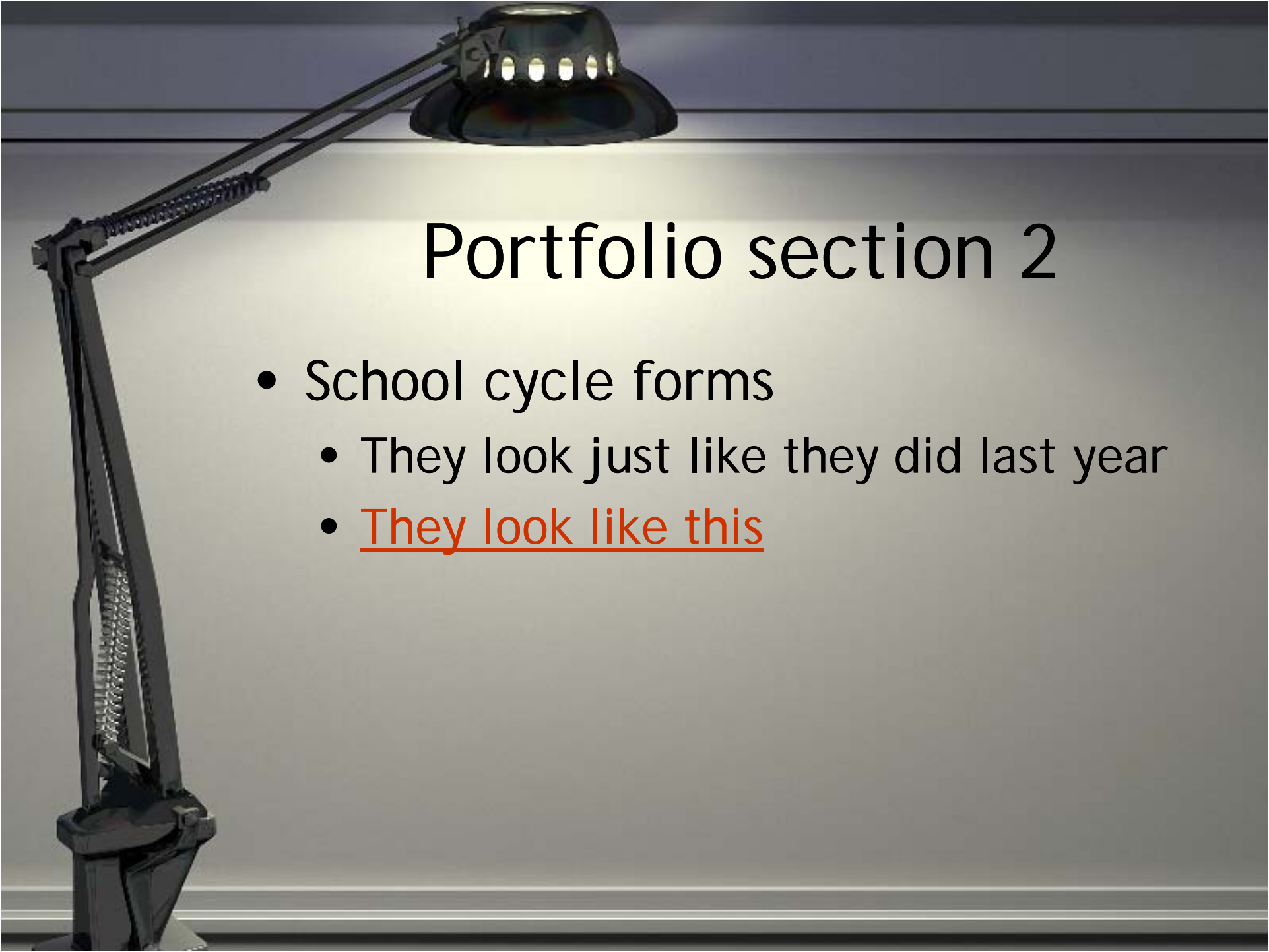
# Portfolio

- Does contain copies of your lab notebook pages because it is housed outside of your lab
- Is required for you to earn credit for research as a course

A black and white photograph of a desk lamp with a adjustable arm and a circular light head. The lamp is positioned on the left side of the frame, casting a focused beam of light onto a presentation slide. The slide is the central focus, displaying the title and a bulleted list. The background is dark, and the overall tone is professional and academic.

# Portfolio section 1

- Copies of lab notebook pages (photo or carbon)
- Yes, all of them

A black adjustable desk lamp with a silver-colored lamp head is positioned on the left side of the frame. The lamp is turned on, casting a warm, yellowish light onto a light gray surface that appears to be a presentation screen or a wall. The lamp's arm is extended upwards and to the right, and its base is visible at the bottom left. The background is a plain, light gray wall with a subtle horizontal line near the top.

## Portfolio section 2

- School cycle forms
  - They look just like they did last year
  - They look like this

A black adjustable desk lamp is positioned on the left side of the frame, casting a focused beam of light onto a whiteboard. The whiteboard contains the title 'Section 3 Journal Research' and a bulleted list of instructions. The background is a dark, out-of-focus room.

## Section 3 Journal Research

- This section will contain all academic articles researched.
  - At the beginning of the section there should be a complete list (MLA or APA) of all articles in the order they will appear physically in your notebook
  - They should be highlighted and have the Summary of Journal Article form in front of each article



A black adjustable desk lamp with a silver-colored shade is positioned on the left side of the frame, casting a focused light onto a whiteboard. The whiteboard is mounted on a wall and contains the text of the slide. The background is a dark, out-of-focus room.

## Section 4 Meetings, telephone time, conferences

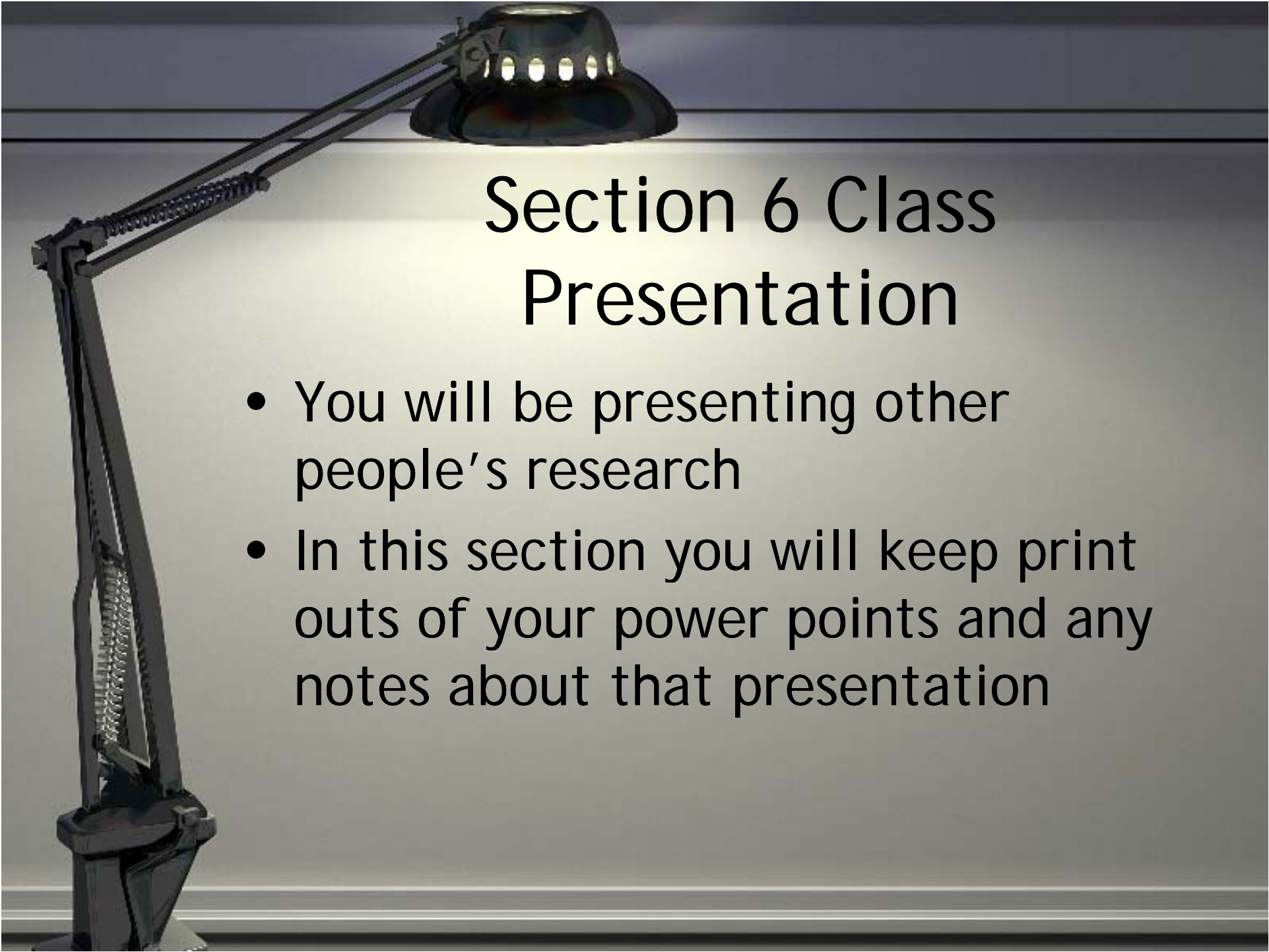
- You must document all contacts and outcomes on the Meeting Log and place in this section as they happen

A black adjustable desk lamp is positioned on the left side of the frame, casting a focused beam of light onto a whiteboard. The lamp has a flexible arm and a cylindrical head with a grid of light-emitting diodes. The whiteboard is a large, plain white surface that occupies the central and right portions of the image. The background is a dark, slightly textured wall.

## Section 5 Assessment

- This section will contain the Bi-Weekly assessment of student performance



A black and white photograph of a desk lamp with a gooseneck and a large, adjustable shade. The lamp is positioned on the left side of the frame, casting a bright light onto a presentation slide. The slide is the central focus, displaying the title and bullet points. The background is a plain, light-colored wall.

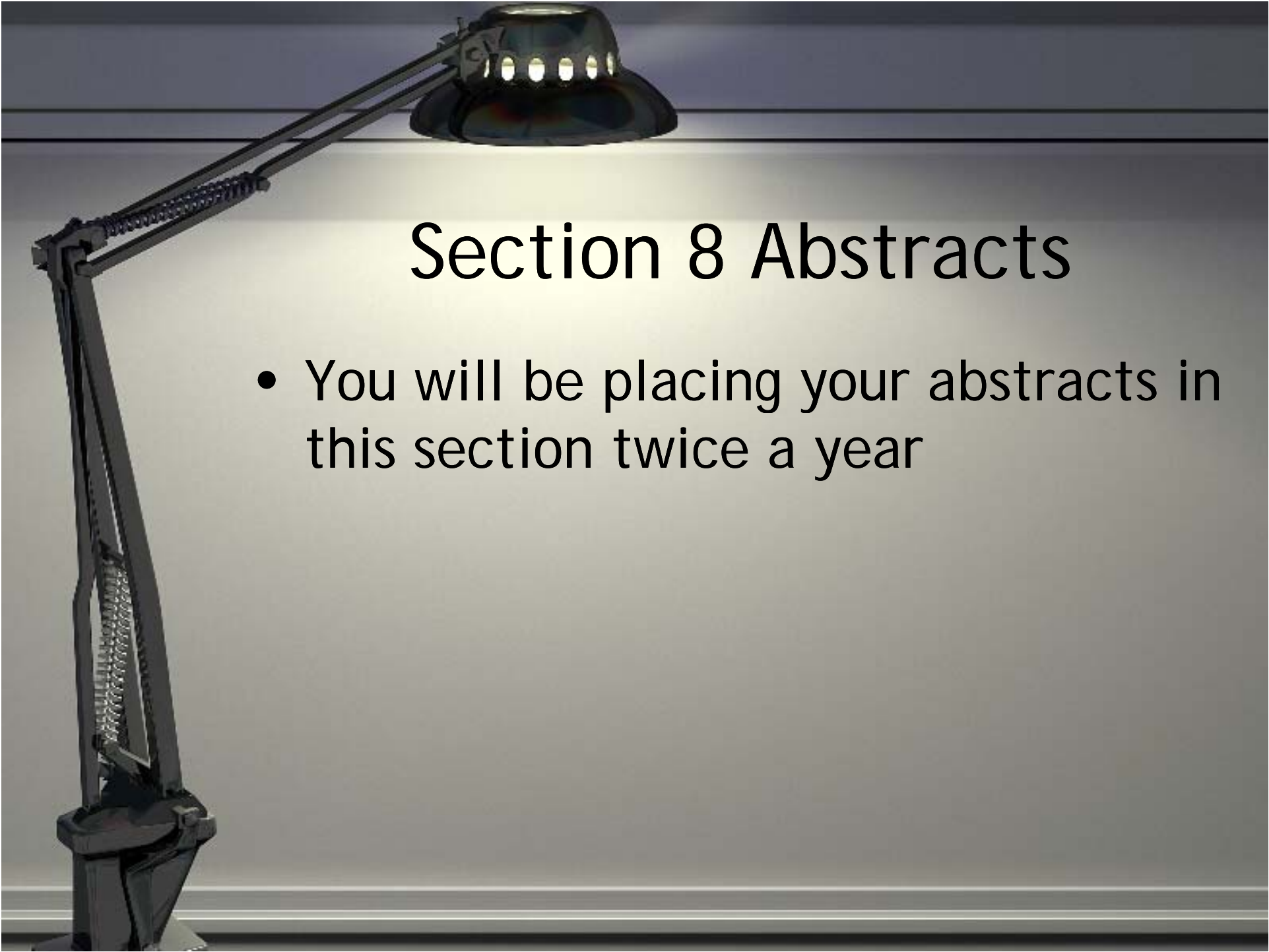
## Section 6 Class Presentation

- You will be presenting other people's research
- In this section you will keep print outs of your power points and any notes about that presentation

A black adjustable desk lamp with a silver-colored shade is positioned on the left side of the frame. It is turned on, casting a warm, yellowish light onto a large whiteboard that occupies the background. The lamp's arm is extended upwards and to the right. The whiteboard has a thin horizontal line near the top. The overall scene is dimly lit, with the primary light source being the desk lamp.

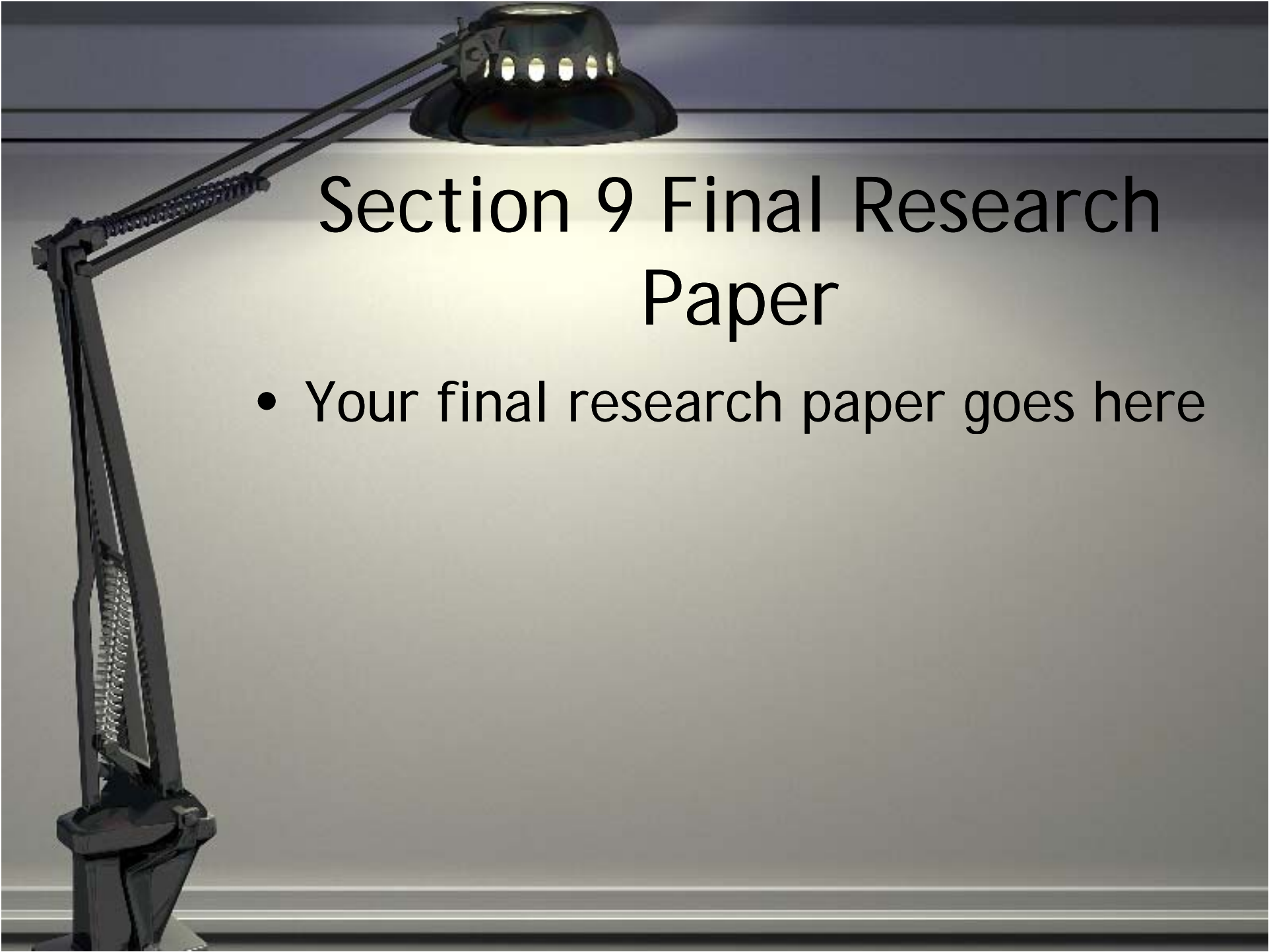
## Section 7 Honors List

- Listing of all your honors, awards, recognition, symposia attended, presentation made, photocopies of certificates etc.

A black adjustable desk lamp with a silver-colored shade is positioned on the left side of the frame. The lamp's arm is extended, and its light is focused on a large whiteboard that occupies the center and right portions of the image. The whiteboard has a thin black border and is mounted on a wall. The background wall is a light gray color. The overall scene is dimly lit, with the primary light source being the desk lamp.

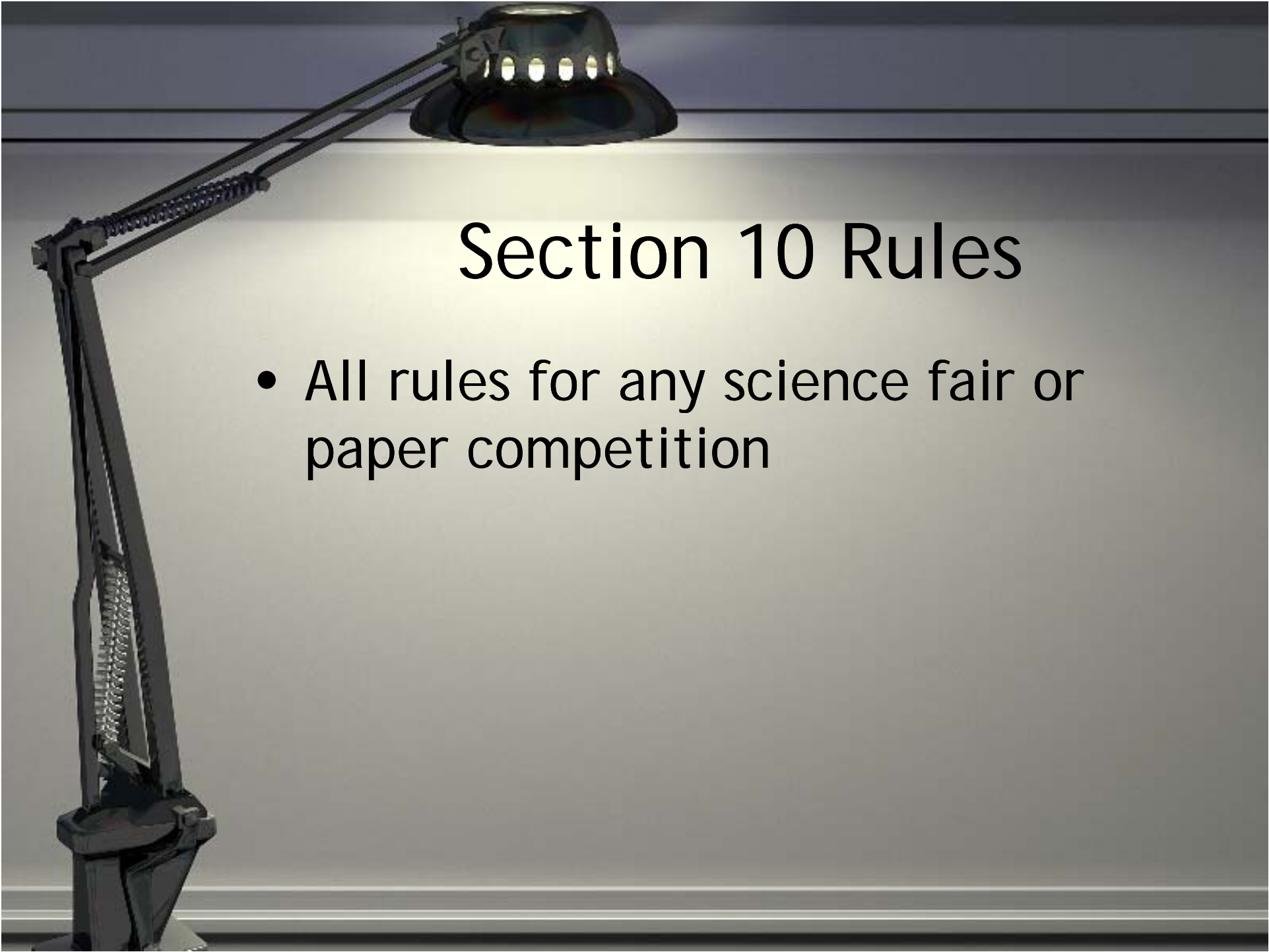
## Section 8 Abstracts

- You will be placing your abstracts in this section twice a year

A black adjustable desk lamp with a silver-colored shade is positioned on the left side of the frame. It is turned on, casting a warm, yellowish light onto a large whiteboard that occupies the right two-thirds of the image. The whiteboard has a thin black border and a horizontal line near the top. The background behind the whiteboard is a dark, textured wall.

# Section 9 Final Research Paper

- Your final research paper goes here

A black adjustable desk lamp with a silver-colored shade is positioned on the left side of the frame. It is turned on, casting a warm, yellowish light onto a large whiteboard that occupies the background. The lamp's arm is extended upwards and to the right. The whiteboard has a thin horizontal line near the top. The overall scene is dimly lit, with the primary light source being the desk lamp.

# Section 10 Rules

- All rules for any science fair or paper competition

A black adjustable desk lamp is positioned on the left side of the frame, casting a focused beam of light onto a white surface. The lamp has a long, articulated arm and a cylindrical head with multiple small light sources. The background is a plain, light-colored wall.

## Section 11 Time Summary

- This is how we prove that you have been doing what the state expects
- All time will be documented on the [Record of Time Spent on Research](#)



A black adjustable desk lamp is positioned on the left side of the frame, casting a focused beam of light onto a whiteboard. The whiteboard contains the title 'Section 12 Timeline' and a bulleted list. The background is a dark, out-of-focus room.

## Section 12 Timeline

- Student generated timeline
- Modifications will be made by adding a different timeline to your section